


Auto-coupler systems *Application & selection*

Shown: MCA-62, MPA-62



▶ The automatic coupler system allows connection and disconnection of palletized hydraulic circuits. This system eliminates the direct intervention of an operator, allowing hands free, safe functioning of the process. Typical systems include one base station located at the load/unload station operating one or more pallet receivers.

■ A 4-way auto-coupler is being connected to the receiver, mounted on the side of a palletized fixture.



For automated coupling of hydraulic circuits on palletized systems

- Sensing feedback of coupler position allows for fully automated applications
- Horizontal or vertical mounting for flexible installation on machine tools
- Available as 2 or 4 port model to provide a solution to various hydraulic circuit needs
- Adjustment stroke allows clearance for pallet indexing
- Coupler elements supplied with air blow-off nozzles to prevent damage from contamination

Product selection

Station position	Model number ¹⁾	Adjustable stroke	Oil capacity		Maximum oil flow ²⁾
			cm ³		
		mm	advance	retract	l/min
▼ 2 port auto coupler					
Base	MCA-62	5 - 15	10,8	10,8	1,0
Base	WCA-82	104 - 113	10,8	10,8	1,0
Pallet	MPA-62	-	-	-	-
▼ 4 port auto coupler					
Base	MCA-64	5 - 15	10,8	10,8	1,0
Pallet	MPA-64	-	-	-	-

¹⁾ For additional pallet clearance, WCA-82 long stroke model is available.

²⁾ Maximum oil flow of coupler elements is 17 l/min.

Swing cylinders
Work supports

Linear cylinders

Power sources

Valves

System components

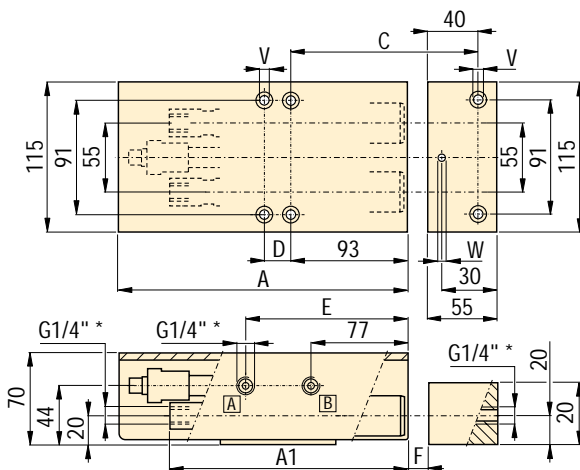


Product specifications

Model number	Required radial alignment accuracy mm	Operating pressure bar	Hydraulic nozzle model nr. (included)	Recommended alignment tool
▼ 2 port auto coupler				
MCA-62	± 0,5	40 - 350	CDF-6	AT-1
WCA-82	± 0,5	40 - 350	CDF-6	AT-2
MPA-62	± 0,5	40 - 350	CDM-6	AT-1
▼ 4 port auto coupler				
MCA-64	± 0,5	40 - 350	CDF-6	AT-1
MPA-64	± 0,5	40 - 350	CDM-6	AT-1

MCA-62, WCA-82

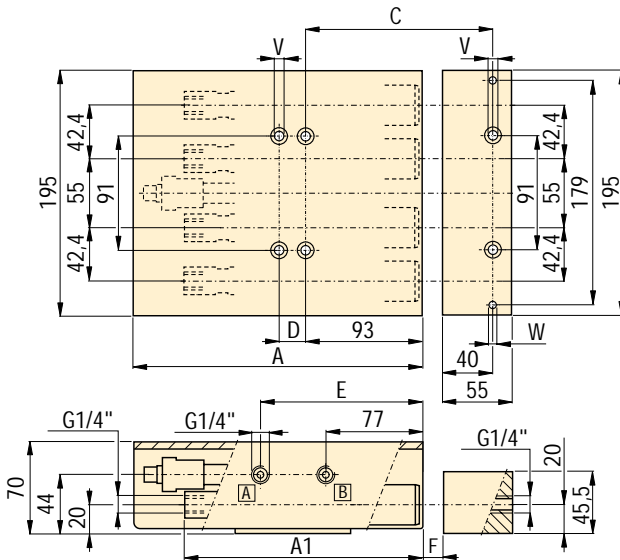
MPA-62



* Note: For WCA-82 oil ports are SAE #4 7/16-20 UNF

MCA-64

MPA-64



Product dimensions in mm [⌀]

Model number	A	A1	C	D	E	F max.	V ¹⁾ for mounting bolts DIN912 - 12.9	W ²⁾	kg
▼ 2 port auto couplers									
MCA-62	225	190	137,7	21	129,3	10,0-10,5	M8 x 90	-	7,6
WCA-82	398	356	237,7	100	208,3	94	M8 x 90	-	13,1
MPA-62	-	-	-	-	-	-	M8 x 90	5,8	1,8
▼ 4 port auto couplers									
MCA-64	225	190	137,7	21	129,3	10,0-10,5	M8 x 90	-	13,2
MPA-64	-	-	-	-	-	-	M8 x 90	5,8	3,0

¹⁾ Mounting bolts are not included. ²⁾ Drill dowel pin holes after installing MPA..

Connection: 2-4 ports

Stroke: 5 - 113 mm

Pressure: 40 - 350 bar

- E** Acopladores automáticos
- F** Coupleurs automatiques
- D** Automatische Kupplungen

Options

Hoses

108 ◀



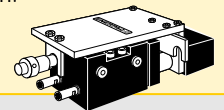
High pressure filters

109 ▶



AT series alignment tool

Use the AT series alignment tool to adjust the position of the pallet station in relation to the base station.



Important

Use high pressure filters on pallet station outlet ports, to avoid contamination of pallet mounted valves and cylinders.

To guarantee leakage free connections, accurate positioning of the pallet and base stations is crucial.

Carefully read the instruction manual included with the product.

Do not couple or uncouple with the hydraulic nozzles under pressure.

This could damage the internal coupler seals.

Do not exceed maximum flow and pressure.